

# OPENINGS IN STEEL



## Amarr® Residential Garage Doors



# STEEL



Openings in Steel. Express your style in steel. Amarr garage doors make it happen.

Exceptional performance, low maintenance and durability, available in nine steel collections.

From classic carriage house designs to contemporary flush panels,  
get a striking look that stands the test of time.

- 2 AMARR CARRIAGE COURT
- 4 OPTIONS
- 6 AMARR CLASSICA®
- 8 OPTIONS
- 10 AMARR OAK SUMMIT®
- 12 AMARR HILLCREST
- 14 AMARR DESIGNER'S CHOICE
- 16 AMARR HERITAGE™
- 18 AMARR STRATFORD®
- 20 AMARR LINCOLN
- 22 AMARR OLYMPUS
- 24 OPTIONS
- 25 STEEL SPECIFICATIONS



## Openings in Steel. The Construction.

Amarr steel garage doors are built with low-maintenance, heavy-duty steel. Choose from 1000 single, 2000 double, 3000 triple or 4000 four-layer construction for your desired level of energy efficiency and noise control. Experience the strength, security, and peace of mind you get with steel.

### 1000

#### Single-Layer: Steel

Amarr Classica, Oak Summit, Heritage & Stratford

- Heavy-duty Exterior Steel
- Durable, Reliable, Low Maintenance




### 2000

#### Double-Layer: Steel + Insulation

Amarr Classica, Oak Summit, Heritage & Stratford

- Heavy-duty Exterior Steel
- Durable, Reliable, Low Maintenance
- Environmentally Safe Polystyrene Thermal Insulation with Vinyl Backing
- Energy Efficient
- Quiet Operation






### 3000

#### Triple-Layer: Steel + Insulation + Steel

Amarr Classica, Oak Summit, Heritage & Stratford  
Hillcrest, Lincoln, Designer's Choice & Olympus

- Heavy-duty Exterior and Interior Steel
- Durable, Reliable, Low Maintenance
- Environmentally Safe Polystyrene or Polyurethane Thermal Insulation
- Superior Energy Efficiency
- Extra Quiet Operation



\* For True White Bead Board only. † For True White Short Panel only.  
\*\* For all panels and colors except True White Bead Board. ‡ For all panels and colors except True White Short Panel.

### 4000

#### Four-Layer: Overlay + Steel + Insulation + Steel

Amarr Carriage Court

- Heavy-duty Exterior and Interior Steel
- Durable, reliable, Low Maintenance
- Environmentally Safe Polystyrene Thermal Insulation
- Energy Efficient
- Extra Quite Operation



Amarr Classica Tuscany design with Madeira windows in True White



Amarr Oak Summit Recessed design with Thames DecraTrim in Sandtone with Alpine decorative handles



Amarr Carriage Court Fairfield design with Closed Square in True White/White with Alpine decorative handles





## AMARR CARRIAGE COURT

Distinctly defined. Amarr Carriage Court garage doors increase a home's curb appeal and the highly defined carriage house designs are easily visible from the end of the driveway. Built with durable composite overlay trim and insulated steel-backed sections, these garage doors provide energy efficiency, noise reduction and innovative design to your home.



## Designs

A wide variety of unique carriage house designs available in four color options.

See page 25 for complete specifications.

## CC4000

Four-Layer:  
Overlay + Steel + Insulation + Steel

R-VALUE  
6.48

## Decorative Windows & Hardware

Choose from a variety of optional decorative windows & hardware to match your home's design.

See page 4 for all window options.

See page 9 for all hardware options.

Rosemont with Closed Square (RM104)



Darby with Closed Square (DB104)



Bradberry with 3 Lite Arch (BB110)



Charlton with Closed Arch (CT105)



Laurelbay with Clear Square (LB115)



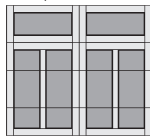
## DESIGNS

### AVAILABLE WITH WINDOWS

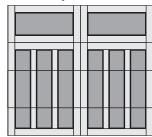
Laurelbay



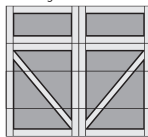
Pinetop



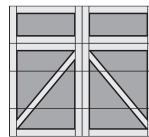
Bradberry



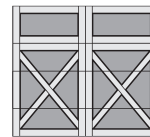
Kensington



Seabrook

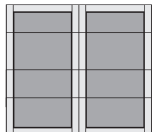


Rosemont



### NOT AVAILABLE WITH WINDOWS

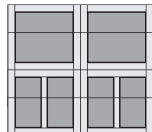
Ashley



Charlton



Fairfield



Middleton



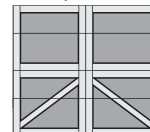
Greenbriar



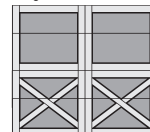
Darby



Newberry



Tanglewood



# OPTIONS

## AMARR CARRIAGE COURT TOP SECTIONS

Available with Clear, Obscure or Insulated glass.

AVAILABLE FOR LAURELBAY, PINETOP, BRADBERRY, KENSINGTON, SEABROOK AND ROSEMONT:

CLOSED SQUARE (104)



CLEAR SQUARE (115)



3 LITE SQUARE (106)



4 LITE SQUARE (107)



6 LITE SQUARE (112)



8 LITE SQUARE (113)



CLOSED ARCH (105)



CLEAR ARCH (114)



3 LITE ARCH (110)



4 LITE ARCH (111)



6 LITE ARCH (108)



8 LITE ARCH (109)



AVAILABLE FOR ASHLEY, CHARLTON, FAIRFIELD, MIDDLETON, GREENBRIAR, DARBY, NEWBERRY AND TANGLEWOOD:

CLOSED SQUARE (104)

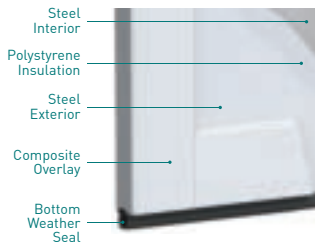


CLOSED ARCH (105)





## CONSTRUCTION



### CC4000

#### Four-Layer: Overlay + Steel + Insulation + Steel

- 2" thick door with polystyrene insulation and steel interior
- Built with 1-3/8" steel section and 5/8" composite overlay trim

## OVERLAY TRIM



- 5/8" thick composite overlay trim of reclaimed wood fiber and thermoplastic polymer
- Coped edge design
- Sustainable, green building material
- Resists rot, decay, and fungal growth
- Won't flake, blister, peel, pit or corrode

## WINDOWS




- Large rectangular or arched window designs in 24" top sections
- 5/8" thick decorative window grilles with coped edges
- Available in double-strength, obscure or insulated glass

## COLORS

Actual paint colors may vary from samples shown.



TRUE WHITE / WHITE (W1)



ALMOND / WHITE (A1)



WICKER TAN / WHITE (K1)



SANDTONE / WHITE (S1)

Door, window, and overlay can be painted using 100% acrylic exterior latex paint with a Light Reflective Value (LRV) of 8 or higher. Contact paint manufacturer for LRV ratings.

## DOOR WIDTHS

Only available in widths shown; not available in odd widths

8', 9' & 10' WIDE



12', 14' & 15' WIDE



15'6", 15'8", 16' & 18' WIDE



## DOOR HEIGHTS

Available in 6'6" - 10' heights in 3" increments

7' and 8' TALL



9' TALL



10' TALL



## WARRANTY

- Lifetime limited warranty on finish
- 5-year limited warranty on materials and workmanship
- 5-year limited warranty on hardware
- 10-year limited warranty on window and overlay discoloration
- 5-year limited warranty on overlay delamination

Newberry design with Closed Square in Sandtone/White with Canterbury decorative handles



Northampton design with Madeira windows in Walnut with Canterbury handles and hinges



## AMARR CLASSICA®



Looks can be deceiving. From a distance, you see wood. Up close, it's sturdy, durable, low-maintenance steel.

The Amarr Classica collection of carriage house doors. Precision-shaped doors in fresh, clean, classic carriage house styles that go up and down like traditional garage doors. Three-section tall designs, instead of four, help deliver a more authentic carriage house look. Deception never looked so good.

Santiago design with Madeira windows in True White/Gray with Blue Ridge handles and hinges





## Designs

Unique three-section tall carriage house style doors available in seven stamped-steel panel designs.

See page 25 for complete specifications.

## CL1000

Single-Layer: Steel

## CL2000

Double-Layer: Steel + Insulation

## CL3000

Triple-Layer: Steel + Insulation + Steel

R-VALUE  
13.35\*

\* For Amarr Classica CL3000 only.

## Decorative Windows & Hardware

Optional decorative windows & hardware, reminiscent of authentic hardware found on original carriage houses, adds character to your door.

See pp. 8–9 for all window and hardware options.

Lucern with Thames Windows (L10)



Santiago with Seine Windows (S8)



Cortona with Americana Windows (C57)



Tuscany with Closed Arch (T1)

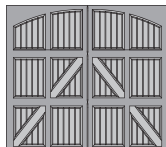


Bordeaux with Closed Square (B2)




## DESIGNS


Lucern



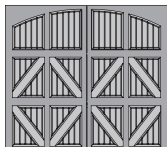
Tuscany



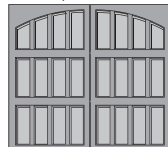
Santiago



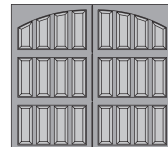
Valencia




Northampton



Bordeaux



Cortona\*



\*Long Panel Arched Top not available.

# OPTIONS

Visit [amarr.com](http://amarr.com) and access the Amarr Door Designer to view specific designs in various architectural styles.

## AMARR CLASSICA® TOP SECTIONS

CLOSED ARCH • Available for TUSCANY (T1), SANTIAGO (S1), LUCERN (L1), VALENCIA (V1), CORTONA (C1)



CLOSED SQUARE • Available for TUSCANY (T2), SANTIAGO (S2), LUCERN (L2), VALENCIA (V2)



CLOSED DOUBLE ARCH • Available for TUSCANY (T1D), SANTIAGO (S1D), LUCERN (L1D), VALENCIA (V1D), CORTONA (C1D)



CLOSED ARCH • NORTHAMPTON (N1)



CLOSED SQUARE • NORTHAMPTON (N2)



CLOSED ARCH • BORDEAUX (B1)



CLOSED SQUARE • BORDEAUX (B2)



CLOSED SQUARE • CORTONA (C2)



AMERICANA (57)†



JARDIN (75)†



TRELLIS (76)†



Design visibility varies due to lighting.

†Tempered obscure glass with baked-on ceramic design.



OBSCURE (0)



DANUBE (4)‡



MADEIRA (5)‡



NILE (6)‡



RHINE (7)‡



SEINE (8)‡



THAMES (10)‡



‡ Designs also available with obscure glass.

## C O L O R S

Actual paint colors may vary from samples shown.  
Amarr steel doors are pre-painted; for custom colors, exterior latex paint must be used.

TRUE WHITE



ALMOND



WICKER TAN



SANDTONE



TERRATONE



DARK BROWN



GOLDEN OAK\*



WALNUT\*



MAHOGANY\*

\*Price upcharge applies.

## TWO-TONE PAINT OPTIONS\*\*

\*\*Price upcharge applies.

	BASE DOOR					
PANEL	TRUE WHITE	ALMOND	WICKER TAN	SANDTONE	TERRATONE	DARK BROWN
TRUE WHITE						
ALMOND						
WICKER TAN						
SANDTONE						
TERRATONE						
DARK BROWN						
HUNTER GREEN						
GRAY						

## D E C O R A T I V E   H A R D W A R E   &amp;   L O C K

## ALUMINUM

Available for Amarr Carriage Court, Classica, Oak Summit, Hillcrest, and Designer's Choice Collections

9" HANDLES



18" STRAP HINGES WITH CLAVOS†



11" L-HINGE WITH CLAVOS†



## VERSAILLES

†Hinges with Clavos not recommended for arched openings

10½" HANDLES



17" STRAP HINGES WITH CLAVOS†



3½" RING HANDLES



## CANTERBURY

†Hinges with Clavos not recommended for arched openings

## MAGNETIC ABS VINYL

Available for Amarr Carriage Court, Classica, Oak Summit, Hillcrest, and Designer's Choice Collections

12" HANDLES



16" STRAP HINGES



## CASTLE ROCK

## STAMPED STEEL

Available for Amarr Carriage Court, Classica, Oak Summit, Hillcrest, and Designer's Choice Collections

11" HANDLES



16" STRAP HINGES



11" HANDLES



## BLUE RIDGE

## AMARR LOCK

Available for Amarr Lincoln, Olympus, Heritage, and Stratford Collections

## ALPINE

Long Bead Board design with Moonlite DecraTrim in True White with Blue Ridge handles and hinges



## AMARR OAK SUMMIT®



Self-Expression shouldn't cost a fortune. With the Amarr Oak Summit collection it won't.

These durable steel doors offer an attractive carriage house look. Choose from a variety of door colors, decorative hardware, and window accents.

Customize your home with our most affordable carriage house door.

Bead Board design with Mission DecraGlass in Golden Oak with Blue Ridge handles and hinges





## Designs

The Amarr Oak Summit collection is available in four carriage house designs with your choice of eleven colors. See page 25 for complete specifications.

## OS1000

Single-Layer: Steel

## OS2000

Double-Layer: Steel + Insulation


## OS3000

Triple-Layer: Steel + Insulation + Steel

## Decorative Windows & Hardware

Give your door a unique carriage house look with a variety of decorative window & hardware options. See page 9 for all decorative hardware options, page 24 for window options.

Raised with Jardin DecraGlass (RS75)



Raised with Stockton DecraTrim (RS20)



Long Bead Board with Sunray DecraTrim (LPBB27)



Bead Board with Prairie DecraTrim (BB21)




Recessed with Arched Thames DecraTrim (RE31)



## DESIGNS


Bead Board



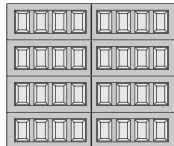
Long Bead Board



Recessed



Raised



## COLORS

Actual paint colors may vary from samples shown. Amarr steel doors are pre-painted; for custom colors, exterior latex paint must be used.



TRUE WHITE



ALMOND



WICKER TAN



SANDTONE



TERRATONE



DARK BROWN



HUNTER GREEN†



GRAY†



GOLDEN OAK\*



WALNUT\*



MAHOGANY\*

† Color only available in Amarr Oak Summit OS3000.

\* Price upcharge applies.



## AMARR HILLCREST

Beauty that's more than skin deep. With the Amarr Hillcrest collection, you get more than a custom carriage house look with a wide range of colors, decorative hardware and window styles.

You get the efficiency and durability of 2-inch thick, triple-layer construction and a competitive price.

The Amarr Hillcrest collection. Value is a beautiful thing.





## Designs

The Amarr Hillcrest collection is available in four carriage house designs with your choice of four color options.

See page 25 for complete specifications.

# HI3000

Triple-Layer: Steel + Insulation + Steel

R-VALUE  
9.05


## Decorative Windows & Hardware

Choose DecraTrim window inserts or DecraGlass windows to coordinate with your home's design along with optional decorative hardware.


See page 24 for all window options.

For decorative hardware, see page 9.

Long Bead Board with Closed Square (LPBB)



Raised with Waterford DecraTrim (RS25)



Recessed with Stockton Decratrim (RE20)



Bead Board with Cascade DecraTrim (BB23)




Recessed with Mission DecraGlass (RE71)




## DESIGNS


Bead Board




Long Bead Board



Recessed



Raised



## COLORS

Actual paint colors may vary from samples shown. Amarr steel doors are pre-painted; for custom colors, exterior latex paint must be used.



TRUE WHITE



WICKER TAN



SANDTONE



DARK BROWN



## AMARR DESIGNER'S CHOICE

Design and energy efficiency make the Amarr Designer's Choice doors popular models.

With triple-layer construction and superior insulation R-value of 19.40\*, these durable, low-maintenance doors give you the ultimate in quiet operation and energy efficiency.





## Designs

The Amarr Designer's Choice model is available in four carriage house designs and six color options.

See page 25 for complete specifications.

## DC3200

Triple-Layer: Steel + Insulation + Steel

R-VALUE  
19.40\*

\* For True White Bead Board only.  
13.35 R-value for all other panels and colors.

## Decorative Windows & Hardware

Choose from DecraTrim inserts or DecraGlass windows to best coordinate with your home.

See page 24 for all window options.  
For decorative hardware, see page 9.

Bead Board with Cascade DecraTrim (BB23)



Long Bead Board with Stockton DecraTrim (LPBB20)



Raised Closed (RS)



Bead Board with Victorian DecraGlass (BB54)



Recessed with Moonlite DecraTrim (RE24)




## DESIGNS


Bead Board




Long Bead Board



Recessed



Raised



## COLORS

Actual paint colors may vary from samples shown. Amarr steel doors are pre-painted; for custom colors, exterior latex paint must be used.



TRUE WHITE



ALMOND



WICKER TAN



SANDTONE



DARK BROWN



BLACK\*

\* Price upcharge applies.



## AMARR HERITAGE™



Tradition never goes out of style. Choose from four different panel designs to create the steel garage door you always wanted. The Amarr Heritage collection features low-maintenance, heavy gauge steel doors in your choice of traditional styles.

Great looks for years to come.



\*Price upcharge applies.

## Designs

The Amarr Heritage collection is available in a variety of panel designs and colors.

See page 25 for complete specifications.

## HR1000

Single-Layer: Steel

## HR2000

Double-Layer: Steel + Insulation

## HR3000

Triple-Layer: Steel + Insulation + Steel

## Decorative Windows & Hardware

Choose from contemporary or craftsmen DecraGlass windows or DecraTrim window inserts to coordinate with your home.

See page 24 for all window options, page 9 for decorative lock option.

Flush Panel (FP)‡



Long Panel with Moonlite DecraTrim (LP24)



Short Panel with Americana DecraGlass (SP57)



Ribbed Panel (RP)‡

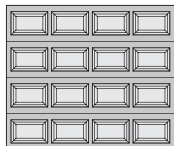


Short Panel with Stockton DecraTrim (SP20)

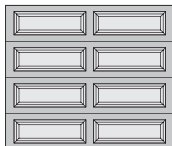


## DESIGNS


Short Panel



Long Panel



Flush Panel‡



Ribbed Panel‡



‡Available in Amarr Heritage 3000 only.

## COLORS

Actual paint colors may vary from samples shown. Amarr steel doors are pre-painted; for custom colors, exterior latex paint must be used.



TRUE WHITE



ALMOND



SANDTONE



DARK BROWN



GOLDEN OAK\*



WALNUT\*



MAHOGANY\*

\*Price upcharge applies.



Short Panel design in Golden Oak



## AMARR STRATFORD®



Time-honored style. The Amarr Stratford collection offers four traditional designs, 11 color choices, and 21 decorative window options. This durable and low-maintenance collection provides section interfaces designed to reduce the risk of serious finger and hand injuries.

The Amarr Stratford collection. A statement of style.

Long Panel design with Trellis DecraGlass in Sandtone



## Designs

The Amarr Stratford collection is available in a variety of panel designs and 11 colors. See page 25 for complete specifications.

## ST1000

Single-Layer: Steel

## ST2000

Double-Layer: Steel + Insulation

## ST3000

Triple-Layer: Steel + Insulation + Steel

## Decorative Windows & Hardware

Choose from contemporary or craftsmen DecraGlass windows or DecraTrim window inserts to coordinate with your home.

See page 24 for all window options, page 9 for decorative lock option.

Short Panel with Sunray DecraTrim (SP27)



Ribbed Panel (RP)†




Long Panel with Heartland DecraGlass (SP70)†



Long Panel with Stockton DecraTrim (LP20)

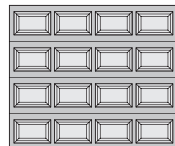


Flush Panel (FP) ‡

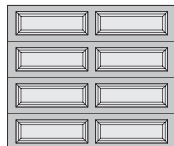


## DESIGNS


Short Panel



Long Panel



Flush Panel†



Ribbed Panel ‡



† Available on Amarr Stratford ST3000 only.

## COLORS

Actual paint colors may vary from samples shown. Amarr steel doors are pre-painted; for custom colors, exterior latex paint must be used.



TRUE WHITE



ALMOND



WICKER TAN



SANDTONE



TERRATONE



DARK BROWN



HUNTER GREEN†



GRAY†



GOLDEN OAK\*



WALNUT\*



MAHOGANY\*

† Color only available in Amarr Stratford ST3000.

\* Price upcharge applies.

Long Panel design with Stockton DecraTrim in True White



## AMARR LINCOLN

Traditional style. Exceptional value. The Amarr Lincoln collection combines unique, yet timeless traditional designs and color options with the efficiency and durability of 2-inch thick, triple-layer construction.

Along with 24 decorative window choices, this affordable collection delivers premium style at a competitive price.

The Amarr Lincoln collection. A new tradition of style and value.

Short Panel design with Cascade DecraTrim in Sandtone





## Designs

The Amarr Lincoln collection is a traditional door offered in Short, Long, Flush, or Ribbed panel designs. Four colors are available.

See page 25 for complete specifications.

# LI3000

Triple-Layer: Steel + Insulation + Steel

R-VALUE  
9.05

## Decorative Windows

Choose from DecraTrim window inserts or DecraGlass windows to coordinate with your home's design.

See page 24 for all window options.


Short Panel with Chalet DecraGlass (SP56)



Flush Panel (FP)



Long Panel with Cascade DecraTrim (LP23)



Ribbed Panel (RP)

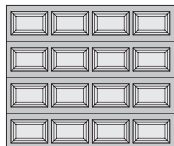


Short Panel with Prairie DecraTrim (SP21)

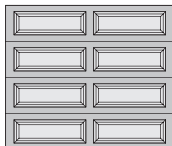


## DESIGNS


Short Panel



Long Panel



Flush Panel



Ribbed Panel



## COLORS

Actual paint colors may vary from samples shown. Amarr steel doors are pre-painted; for custom colors, exterior latex paint must be used.



TRUE WHITE



WICKER TAN



SANDTONE



DARK BROWN

Short Panel design with Stockton DecraTrim in True White



## AMARR OLYMPUS

When it comes to ultimate protection, the Amarr Olympus stands tall.

With triple-layer construction and superior insulation R-value of 19.40\*, these durable, low-maintenance doors give you the ultimate in quiet operation and energy efficiency.

Long Panel design with Waterford DecraTrim in Almond



## Designs

The Amarr Olympus model is available in Short Panel and Long Panel designs and six color options.

See page 25 for complete specifications.

# OL3200

Triple-Layer: Steel + Insulation + Steel

R-VALUE  
19.40\*

\* For True White Short Panel only.  
13.35 R-value for all other panels and colors.

## Decorative Windows

Choose from DecraTrim inserts or DecraGlass windows to best coordinate with your home.

See page 24 for all window options.

Short Panel with Prairie DecraTrim (SP21)



Long Panel with Moonlite DecraTrim (LP24)



Short Panel with Sunray DecraTrim (SP27)



Short Panel with Riviera DecraGlass (SP55)

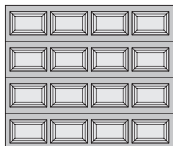


Long Panel with Thames DecraTrim (LP30)

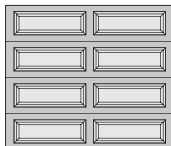


## DESIGNS

Short Panel



Long Panel



## COLORS

Actual paint colors may vary from samples shown. Amarr steel doors are pre-painted; for custom colors, exterior latex paint must be used.



TRUE WHITE



ALMOND



WICKER TAN



SANDTONE



DARK BROWN



BLACK\*

\* Price upcharge applies.



## OPTIONS

### DECRA TRIM WINDOW INSERTS

Available with Clear or Obscure Glass.

#### SHORT PANEL

#### LONG PANEL

##### CLEAR (C)



##### OBSCURE (O)



##### STOCKTON (20)



##### PRAIRIE (21)



##### CATHEDRAL (22)



##### CASCADE (23)



##### WATERFORD (25)



##### WAGON WHEEL (26)



##### SUNRAY (27)



##### FULL SUNRAY (28) Short Panel




Available for 15' 6", 15' 8", 16', 17', and 18' widths only.

##### FULL SUNRAY (28) Long Panel



Available for 15' 6", 15' 8", 16', 17', and 18' widths only.

##### FIVE PIECE SUNRAY (29)\* for 10' Short Panel Door



\*Available only in True White.

##### THAMES (30) Long Panel



##### ARCHED THAMES (31) Long Panel



##### MOONLITE (24) Long Panel



### DECRA GLASS™ WINDOWS

Tempered obscure glass with baked-on ceramic designs.

#### SHORT PANEL

#### LONG PANEL

##### VICTORIAN (54)



##### RIVIERA (55)\*



##### CHALET (56)



##### AMERICANA (57)



##### HEARTLAND (70)




##### MISSION (71)



##### PRAIRIE (72)†



##### JARDIN (75)



##### TRELLIS (76)



\* Clear glass with printed frost pattern.

† Obscure glass with v-groove.

DecraTrim and DecraGlass design visibility varies due to lighting.

SHORT PANEL: Available for Amarr Heritage, Stratford, Lincoln and Olympus collections.

LONG PANEL: Available for Amarr Heritage, Stratford, Lincoln, Oak Summit, Hillcrest, Olympus and Designer's Choice collections.

### STEEL COLORS

See specifications on page 21 for model availability. Actual paint colors may vary from samples shown.

Amarr steel doors are pre-painted; for custom colors, exterior latex paint must be used. Visit amarr.com for instructions on painting.



TRUE WHITE



ALMOND



WICKER TAN



SANDTONE



TERRATONE



DARK BROWN



HUNTER GREEN



GRAY



BLACK\*



GOLDEN OAK\*



WALNUT\*




MAHOGANY\*

\*Price upcharge applies.

# STEEL SPECIFICATIONS



<div> ENTREMATICS</div>	CARRIAGE HOUSE DESIGN									TRADITIONAL DESIGN							
	AMARR CARRIAGE COURT CC4000	AMARR CLASSICA CL1000	AMARR CLASSICA CL2000	AMARR CLASSICA CL3000	AMARR OAK SUMMIT OS1000	AMARR OAK SUMMIT OS2000	AMARR OAK SUMMIT OS3000	AMARR HILLCREST HI3000	AMARR DESIGNER'S CHOICE DC3200	AMARR HERITAGE HR1000	AMARR HERITAGE HR2000	AMARR HERITAGE HR3000	AMARR STRATFORD ST1000	AMARR STRATFORD ST2000	AMARR STRATFORD ST3000	AMARR LINCOLN LI3000	AMARR OLYMPUS OL3200
PANEL DESIGNS (Safe Guard)		✓	✓	✓	✓	✓	✓			✓	✓	✓	✓	✓	✓		
Short										•	•	•	•	•	•	•	•
Long										•	•	•	•	•	•	•	•
Flush												•			•	•	
Ribbed												•			•	•	
Carriage House	14 Designs	7 Designs	7 Designs	7 Designs	4 Designs	4 Designs	4 Designs	4 Designs	4 Designs								
CONSTRUCTION LAYERS	4	1	2	3	1	2	3	3	3	1	2	3	1	2	3	3	3
Steel		•			•					•			•				
Steel + Insulation			•			•					•			•			
Steel + Insulation + Steel																	
Overlay + Steel + Insulation + Steel	•			•			•	•	•			•			•	•	•
DOOR THICKNESS	2" (5.1cm)	2" (5.1cm)	2" (5.1cm)	2" (5.1cm)	2" (5.1cm)	2" (5.1cm)	1-3/8" (3.5cm)	2" (5.1cm)	2" (5.1cm)	2" (5.1cm)	2" (5.1cm)	2" (5.1cm)	2" (5.1cm)	2" (5.1cm)	1-3/8" (3.5cm)	2" (5.1cm)	2" (5.1cm)
INSULATION	Polystyrene <sup>1</sup>		Polystyrene <sup>1</sup>	Polyurethane		Polystyrene <sup>1</sup>	Polystyrene <sup>1</sup>	Polystyrene <sup>1</sup>	Polyurethane		Polystyrene <sup>1</sup>	Polystyrene <sup>1</sup>		Polystyrene <sup>1</sup>	Polystyrene <sup>1</sup>	Polystyrene <sup>1</sup>	Polyurethane
R-VALUE <sup>2</sup>	6.48		6.64	13.35		6.64	6.48	9.05	19.40 <sup>A</sup> /13.35 <sup>TM</sup>		6.64	9.05		6.64	6.48	9.05	19.40 <sup>A</sup> /13.35 <sup>†</sup>
STEEL THICKNESS																	
Gauge (ga)	27/27 ga	24 ga	24 ga	25/27 ga	25 ga	25 ga	27/27 ga	27/27 ga	27/27 ga	24 ga	24 ga	24/27 ga	25 ga	25 ga	27/27 ga	27/27 ga	27/27 ga
Gauge (mm)	0.42/0.42mm	0.61mm	0.61mm	0.53/0.42mm	0.53mm	0.53mm	0.42/0.42mm	0.42/0.42mm	0.42/0.42mm	0.61mm	0.61mm	0.61/0.42mm	0.53mm	0.53mm	0.42/0.42mm	0.42/0.42mm	0.42/0.42mm
WOODGRAIN EXTERIOR TEXTURE	•	•	•	•	•	•	•	•	•	•	•	•	•	•	•	•	•
END STILES																	
Galvanized		•	•		•	•							•	•			
Painted	•			•			•	•	•	•	•	•			•	•	•
THERMAL SEAL	•						•		• <sup>‡</sup>			•			•		• <sup>†</sup>
BOTTOM WEATHER SEAL	•	•	•	•	•	•	•	•	•	•	•	•	•	•	•	•	•
Steel Retainer		•	•	•	•	•			• <sup>**</sup>	•	•		•	•			• <sup>‡</sup>
Aluminum Retainer	•						•					•			•		
Extruded Vinyl								•	• <sup>*</sup>							•	• <sup>†</sup>
DECORATIVE WINDOW OPTIONS	•	•	•	•	•	•	•	•	•	•	•	•	•	•	•	•	•
WINDOW GLASS OPTIONS																	
3/32" (0.24cm) Single Strength					•	•	•	•	•	•	•	•	•	•	•	•	•
1/8" (0.32cm) Tempered Double Strength	•	•	•	•													
Insulated Glass	•			•			•	•	•			•			•	•	•
Obscure	•	•	•	•	•	•	•	•	•	•	•	•	•	•	•	•	•
DECORATIVE HARDWARE OPTIONS	•	•	•	•	•	•	•	•	•								
EXTERIOR COLOR OPTIONS																	
True White	• <sup>3</sup>	•	•	•	•	•	•	•	•	•	•	•	•	•	•	•	•
Almond	• <sup>3</sup>	•	•	•	•	•	•		•	•	•	•	•	•	•		•
Wicker Tan	• <sup>3</sup>	•	•	•	•	•	•	•	•				•	•	•	•	•
Sandtone	• <sup>3</sup>	•	•	•	•	•	•	•	•	•	•	•	•	•	•	•	•
Terratone		•	•	•	•	•	•						•	•	•		
Dark Brown		•	•	•	•	•	•	•	•	•	•	•	•	•	•	•	•
Hunter Green							•								•		
Gray							•								•		
Black									•								•
Golden Oak		•	•	•	•	•	•			•	•	•	•	•	•	•	
Walnut		•	•	•	•	•	•			•	•	•	•	•	•	•	
Mahogany		•	•	•	•	•	•			•	•	•	•	•	•	•	
WIND LOAD <sup>4</sup> AVAILABLE	•	•	•	•	•	•	•	•	• <sup>*</sup>	•	•	•	•	•	•	•	• <sup>†</sup>
WARRANTY																	
Paint Finish <sup>5</sup>	Lifetime	Lifetime	Lifetime	Lifetime	15 Years	25 Years	Lifetime	Lifetime	Lifetime	Lifetime	Lifetime	Lifetime	15 Years	25 Years	Lifetime	Lifetime	Lifetime
Workmanship/Hardware <sup>5</sup>	5 Years	3 Years	5 Years	Lifetime	1 Year	2 Years	3 Years	3 Years	Lifetime	3 Years	5 Years	Lifetime	1 Year	2 Years	3 Years	3 Years	Lifetime



<sup>1</sup> Insulation on Amarr brand doors has passed self-ignition, flamespread, and smoke developed index fire testing.

<sup>2</sup> Calculated door section R-value is in accordance with DASMA TDS-163.

<sup>3</sup> With White Overlay.

<sup>4</sup> Based on independent laboratory test results.

• True White Bead Board only.

•• All panels and colors except True White Bead Board

† True White Short Panel only.

‡ All panels and colors except True White Short Panel

<sup>5</sup> For complete warranty details, visit [amarr.com](http://amarr.com) or contact your local Amarr dealer.

NOTE: Optional door locks and various heights and widths are available thru your local garage door dealer.

Amarr Classica Bordeaux design with Americana windows in True White



**Our Philosophy.** Since 1951, we have successfully raised the standards of quality, value, and dependability in the garage door industry. Today, with the same promise of individual attention and great value for all our customers, we remain committed to offering Amarr products and services that raise those standards even higher.

Visit [amarr.com](http://amarr.com) for additional products, such as Amarr by Design custom wood carriage house doors, specialty doors, garage flooring, accessories, and a full line of Amarr commercial sectional, rolling sheet, and rolling steel doors.

Your Local Amarr Dealer:

**Entrematic**

165 Carriage Court  
Winston-Salem, NC 27105  
800.503.DOOR  
[www.amarr.com](http://www.amarr.com)



Amarr, Classica, Stratford, and Oak Summit as words and logos are registered trademarks belonging to Entrematic Group AB or other companies controlled by the same organization. All rights reserved.

Entrematic reserves the right to change specifications and designs without notice and without incurring obligations.

Sectional door products from Entrematic may be the subject of one or more U.S. and/or foreign, issued and/or pending, design and/or utility patents.

©Entrematic Group AB 2015. All rights reserved.  
Printed in USA Form #6450615/60M/GVS

**ENTRE/MATIC**

